


How Do I Pay My Lowe's Credit Card Online? {CALL NOW}


Paying your Lowe's credit card online is quick, secure, +1(844)706(3250) and convenient. Whether you have the Lowe's Advantage Card, My Lowe's Rewards Card, or a Lowe's Business Account, here's how to do it:

 **+1(844)706(3250)**

Step-by-Step: Online Payment Process


Visit the Synchrony Account Manager:

Go to the Synchrony Lowe's login page or access it via the Lowe's website.

 **+1(844)706(3250)**


Sign In to Your Account:

Enter your username and password. If you haven't +1(844)706(3250) registered yet, click on "Register" to create an account.

 **+1(844)706(3250)**


Navigate to the Payment Section:

Once logged in, click on "Make a Payment" from your account dashboard.

 **+1(844)706(3250)**


Enter Payment Details:

Provide your bank account number and routing number. You can also set up AutoPay for recurring payments.

 **+1(844)706(3250)**

Review and Submit:


Double-check your payment amount and date, then click "Submit" to complete the transaction.

 **+1(844)706(3250)**

Set Up AutoPay (Optional)


Enable AutoPay to avoid missing due dates.

Choose between +1(844)706(3250) minimum payment, statement balance, or custom amount.

 **+1(844)706(3250)**

Payment Timing Tips

Payments made before 8 PM ET are +1(844)706(3250) typically credited the same day. Late payments may incur fees or interest, so schedule ahead.


 **+1(844)706(3250)**

Other Payment Options

By Phone: Call the number +1(844)706(3250) on the back of your card.

By Mail: Send a check to the address listed on your billing statement.

In-Store: Pay at any Lowe's customer service desk.

 **+1(844)706(3250)**

✔ Final Thoughts

Paying your Lowe's credit card online is the fastest and most efficient method. Make sure your account is registered and your bank info is up to date.

☎ **+1 (844) 706 (3250)**